



### 2019 – 2022 RAM 1500 Quad Cab (New Body Style) Underseat Storage

Fits DU-HA Part Numbers:  
30104 30105 30106


#### Installation Instructions:

- 1 Lift up the bottoms of both sides of the back seat.
- 2 Remove the 2 large bolts under the back seat one on each side (drivers and passengers side) using an 18mm socket.
- 3 Take the previously removed bolt and insert into the hole in the RAM mounting strap (F) (as shown with offset in strap facing downward) and thread into the hole it was removed from (1 on each side). Leave bolt loose.
- 4 Position the DU-HA (A) under the back seat, with the cut out slots facing towards the truck bed. Slide the RAM mounting straps (F) through the slots in the DU-HA (A).
- 5 Secure each RAM mounting strap (F) to the DU-HA (A) by sliding Mounting Strap Washer (E), onto the RAM mounting strap (F) and secure with Carabiner (D) through small hole in RAM mount strap (F). There are 2 small holes in the strap use the one that will hold the Du-ha in place the tightest. Tighten the 18mm bolts to secure the RAM mounting straps (F) in the truck. Torque bolts to manufacturers recommended torq spec.
- 6 Install the Foam Organizer / Gun Rack (B) and Plastic Stiffeners (C) by sliding them into the channel slots inside the DU-HA (A), as shown. Use the provided Velcro straps (G) to secure guns to the gun racks to help to keep them from moving around. Slide the Velcro strap through the hole under each gun rack slot and wrap around gun and onto itself to secure gun.
- 7 Lower the bottoms of both sides of the back seat to their original position.

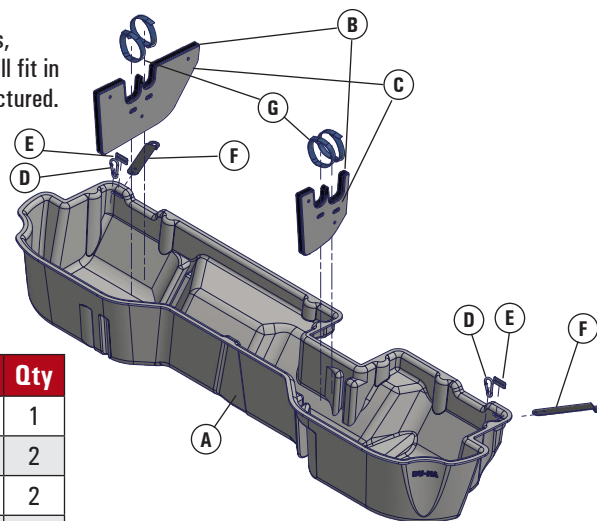


#### Safety Instructions:

**Warning:** Seat bottom must be down at all times while vehicle is moving. Make sure the DU-HA is secured in the vehicle according to installation instructions. Do not store explosives or hazardous materials in the DU-HA. Do not place loaded guns in the DU-HA. For further instructions refer to truck owners manual or contact DU-HA, Inc.



2 shotguns or rifles, without scopes, will fit in the gun rack, as pictured.



Part	Part Number	Description	Qty
A	--	DU-HA Storage Unit	1
B	Divider-30104	Foam Organizer / Gun Rack	2
C	Divider-30104	Plastic Stiffener	2
D	1001213	Carabiner	2
E	1001212	Mounting Strap Washer	2
F	1001197	RAM Mounting Strap	2
G	1001218	Velcro Strap	4